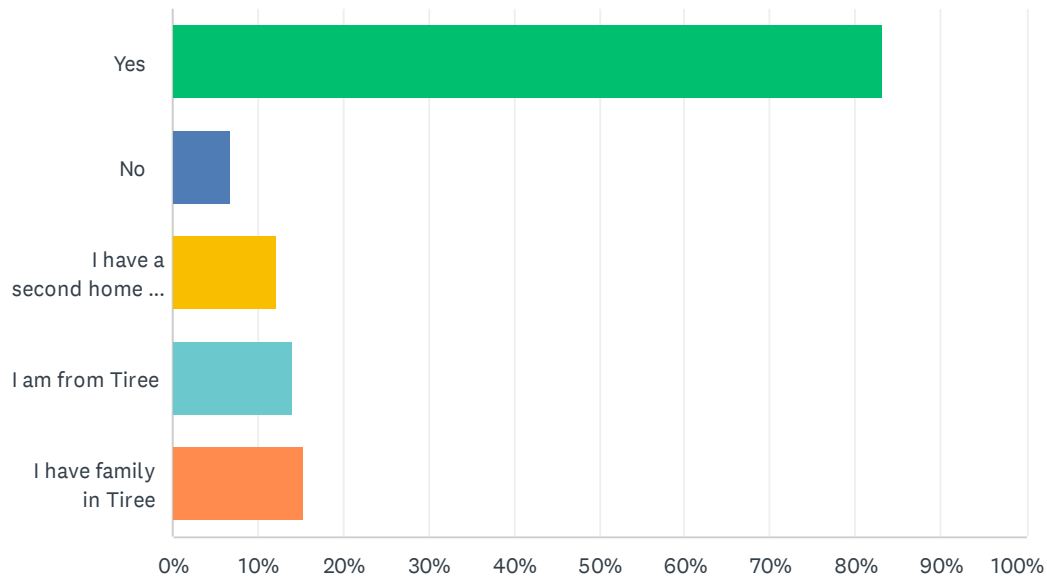


Q1 Is your primary residence on Tiree? (tick all that apply)

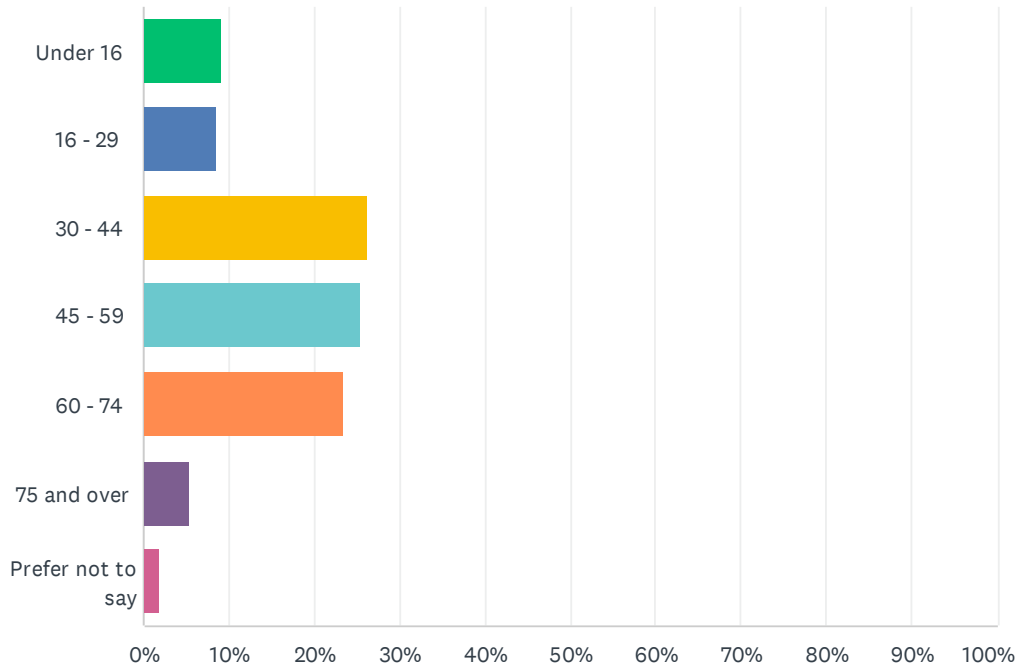
Answered: 248 Skipped: 0



ANSWER CHOICES	RESPONSES	
Yes	83.06%	206
No	6.85%	17
I have a second home on Tiree	12.10%	30
I am from Tiree	14.11%	35
I have family in Tiree	15.32%	38
Total Respondents: 248		

Q2 How old are you?

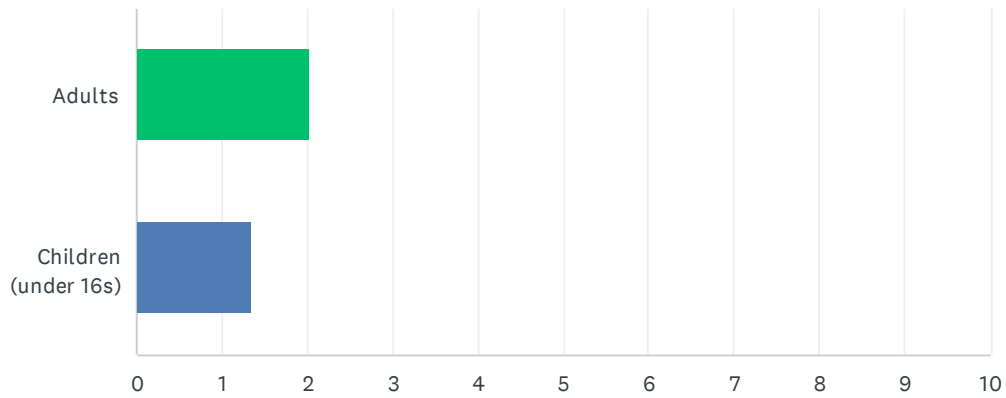
Answered: 248 Skipped: 0



ANSWER CHOICES	RESPONSES	
Under 16	9.27%	23
16 - 29	8.47%	21
30 - 44	26.21%	65
45 - 59	25.40%	63
60 - 74	23.39%	58
75 and over	5.24%	13
Prefer not to say	2.02%	5
TOTAL		248

Q3 How many people live in your household?

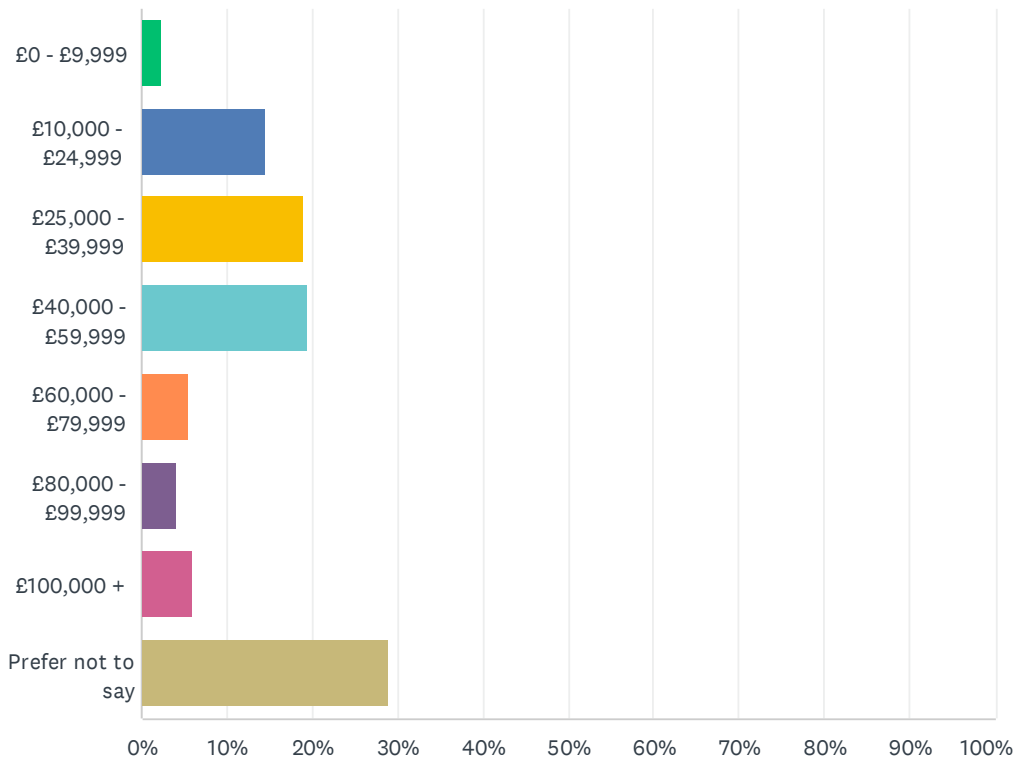
Answered: 248 Skipped: 0



ANSWER CHOICES	AVERAGE NUMBER	TOTAL NUMBER	RESPONSES
Adults	2	504	248
Children (under 16s)	1	193	143
Total Respondents: 248			

Q4 What is your annual household income?

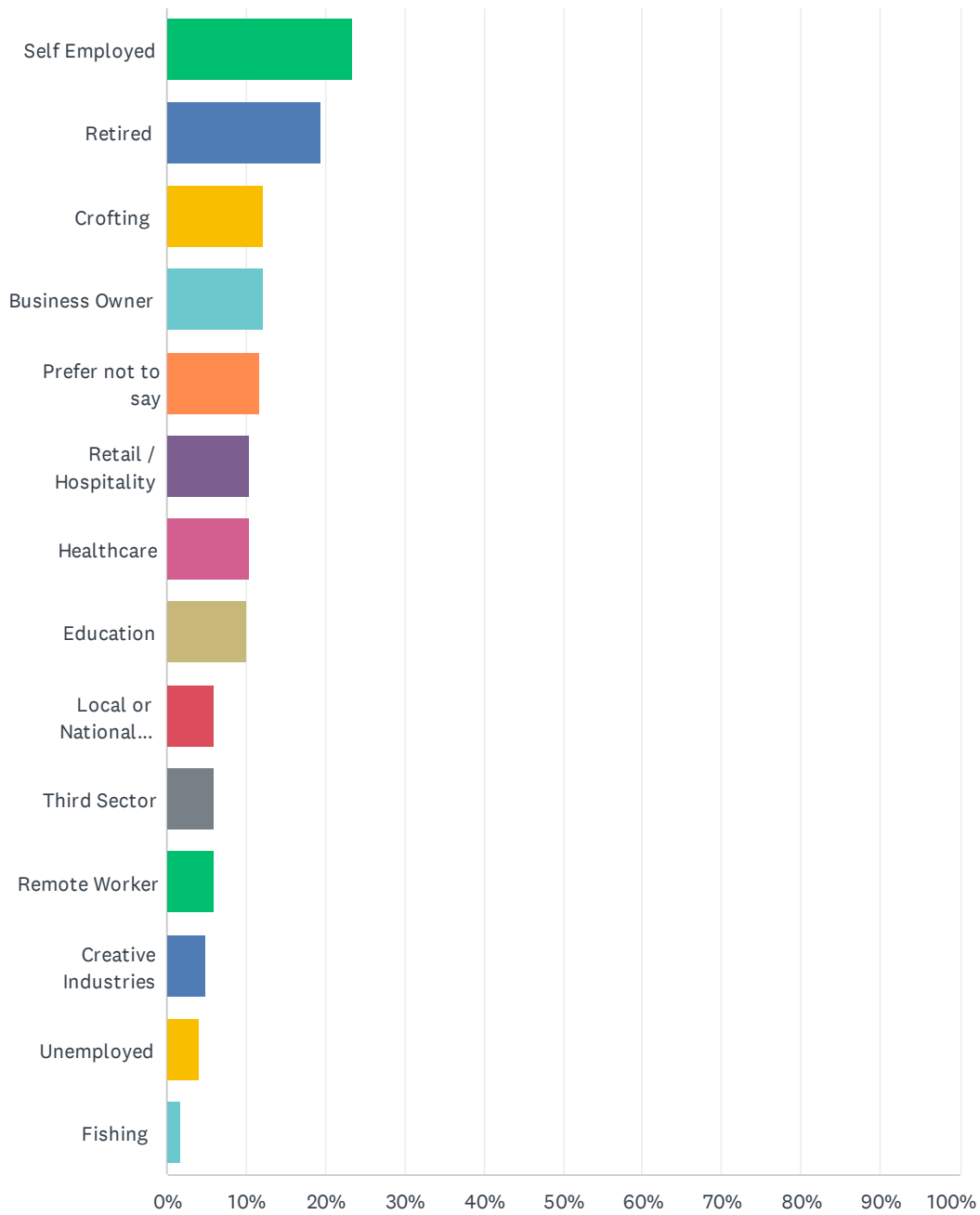
Answered: 248 Skipped: 0



ANSWER CHOICES	RESPONSES	
£0 - £9,999	2.42%	6
£10,000 - £24,999	14.52%	36
£25,000 - £39,999	18.95%	47
£40,000 - £59,999	19.35%	48
£60,000 - £79,999	5.65%	14
£80,000 - £99,999	4.03%	10
£100,000 +	6.05%	15
Prefer not to say	29.03%	72
TOTAL		248

Q5 Which of these best describes your employment? (tick all that apply)

Answered: 248 Skipped: 0

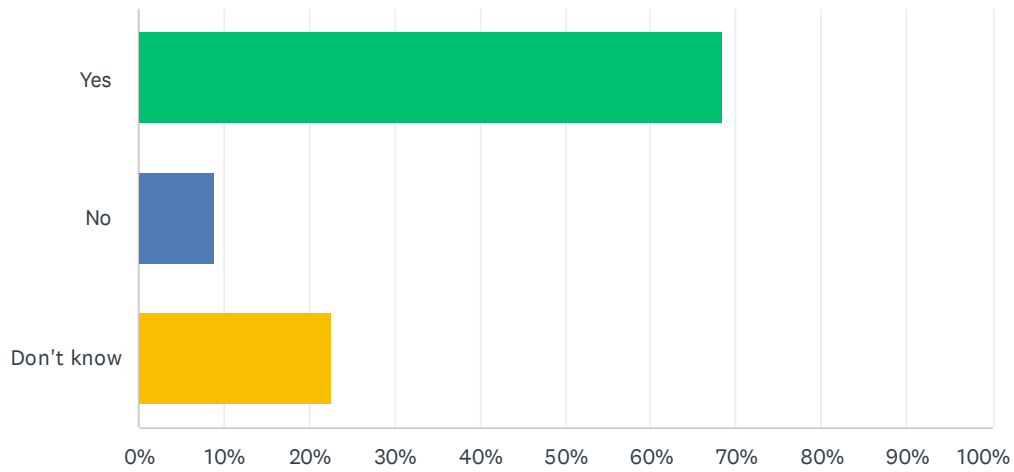


Tiree Community Consultation 2022

ANSWER CHOICES	RESPONSES	
Self Employed	23.39%	58
Retired	19.35%	48
Crofting	12.10%	30
Business Owner	12.10%	30
Prefer not to say	11.69%	29
Retail / Hospitality	10.48%	26
Healthcare	10.48%	26
Education	10.08%	25
Local or National Government	6.05%	15
Third Sector	6.05%	15
Remote Worker	6.05%	15
Creative Industries	4.84%	12
Unemployed	4.03%	10
Fishing	1.61%	4
Total Respondents: 248		

Q6 Do you expect to be living here in 5 years time?

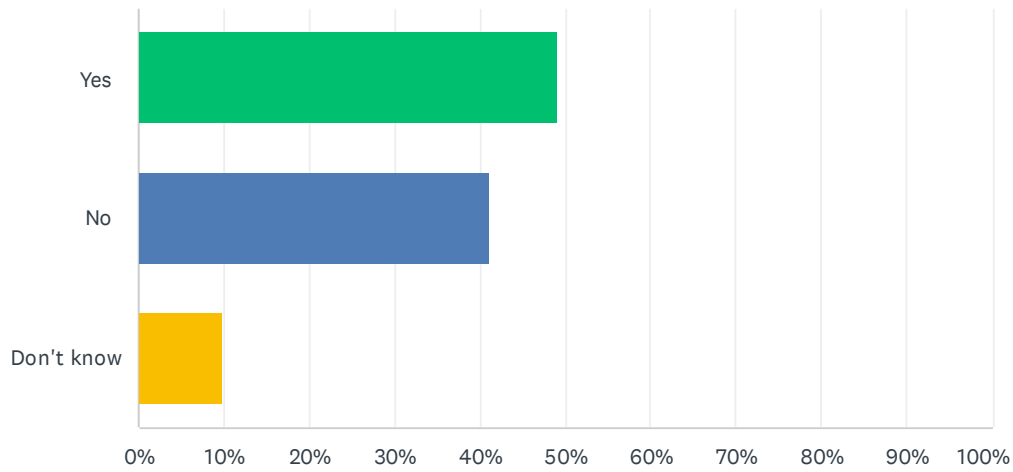
Answered: 247 Skipped: 1



ANSWER CHOICES	RESPONSES	
Yes	68.42%	169
No	8.91%	22
Don't know	22.67%	56
TOTAL		247

Q7 Do the facilities and amenities on Tiree meet your needs?

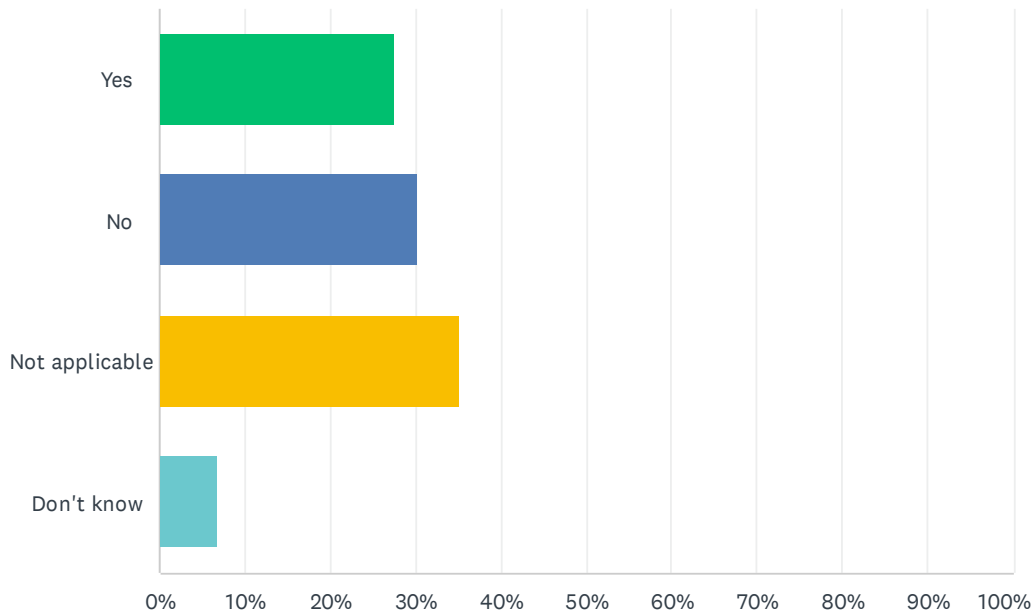
Answered: 245 Skipped: 3



ANSWER CHOICES	RESPONSES	
Yes	48.98%	120
No	41.22%	101
Don't know	9.80%	24
TOTAL		245

Q8 Are there the type of job or education opportunities here that you want?

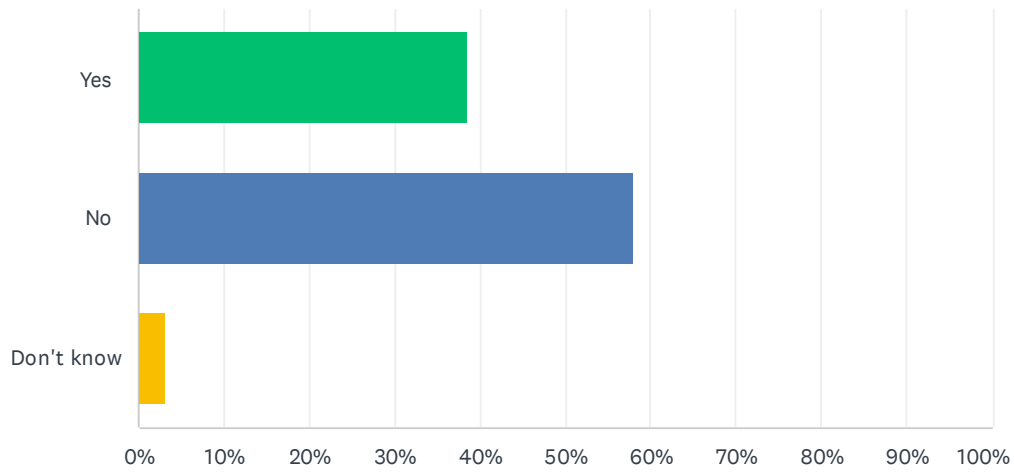
Answered: 247 Skipped: 1



ANSWER CHOICES	RESPONSES
Yes	27.53% 68
No	30.36% 75
Not applicable	35.22% 87
Don't know	6.88% 17
TOTAL	247

Q9 Do you find Tiree easy to travel to and from?

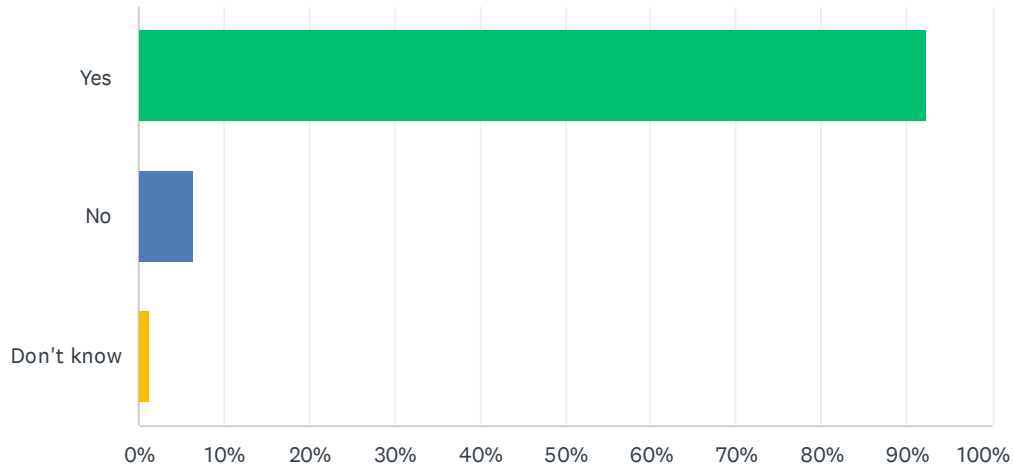
Answered: 243 Skipped: 5



ANSWER CHOICES	RESPONSES	
Yes	38.68%	94
No	58.02%	141
Don't know	3.29%	8
TOTAL		243

Q10 Do you find Tiree easy to get around?

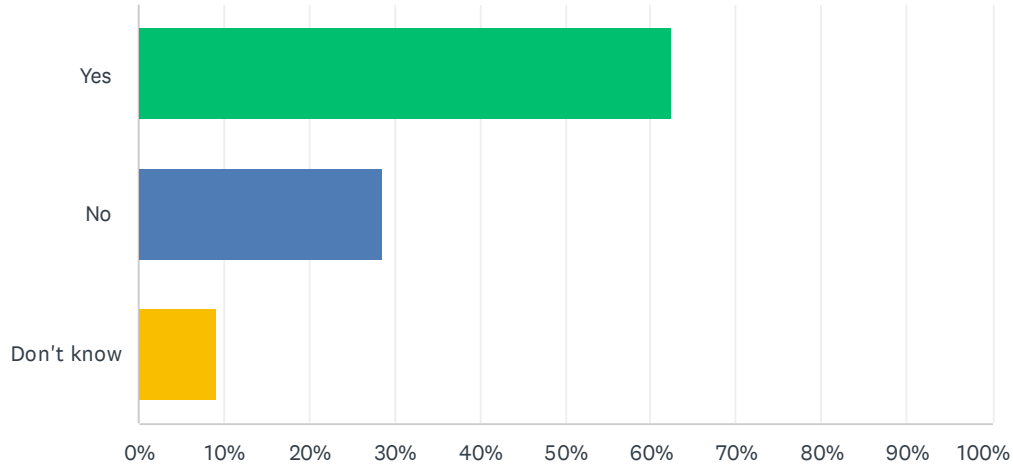
Answered: 247 Skipped: 1



ANSWER CHOICES	RESPONSES	
Yes	92.31%	228
No	6.48%	16
Don't know	1.21%	3
TOTAL		247

Q11 Can you access a range of spaces and opportunities for play, recreation and socialising?

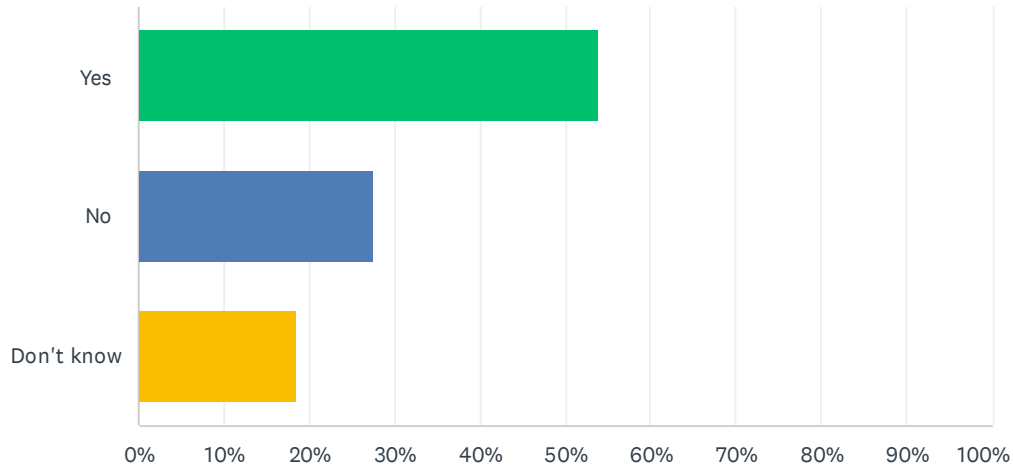
Answered: 242 Skipped: 6



ANSWER CHOICES	RESPONSES	
Yes	62.40%	151
No	28.51%	69
Don't know	9.09%	22
TOTAL		242

Q12 Do you feel you can access a range of opportunities to engage in creative and cultural activities?

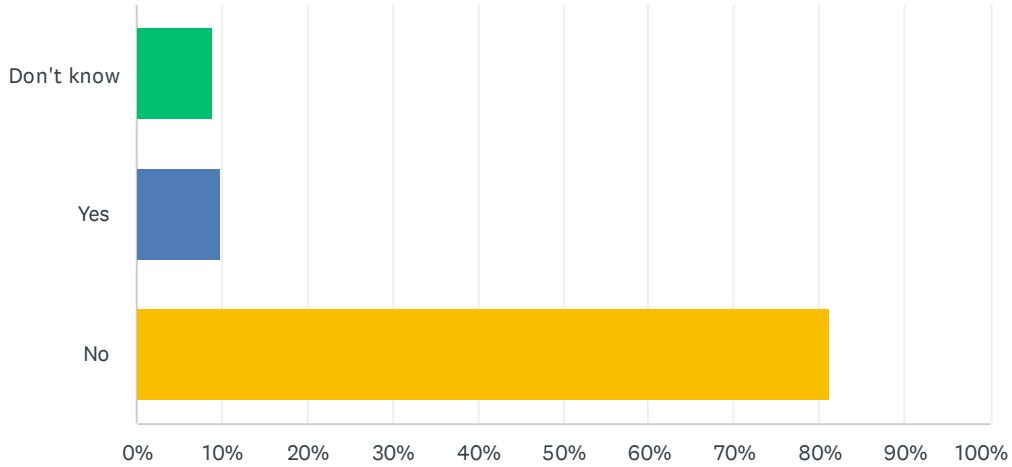
Answered: 243 Skipped: 5



ANSWER CHOICES	RESPONSES	
Yes	53.91%	131
No	27.57%	67
Don't know	18.52%	45
TOTAL		243

Q13 Do you think the housing on Tiree supports the needs of the community?

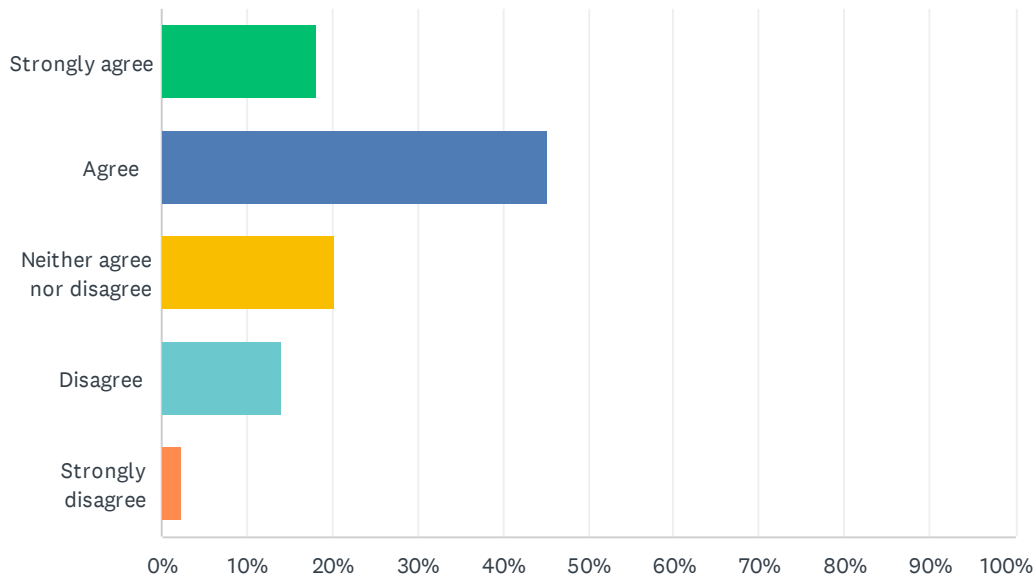
Answered: 246 Skipped: 2



ANSWER CHOICES	RESPONSES
Don't know	8.94% 22
Yes	9.76% 24
No	81.30% 200
TOTAL	246

Q14 I feel that Tiree has a positive community culture.

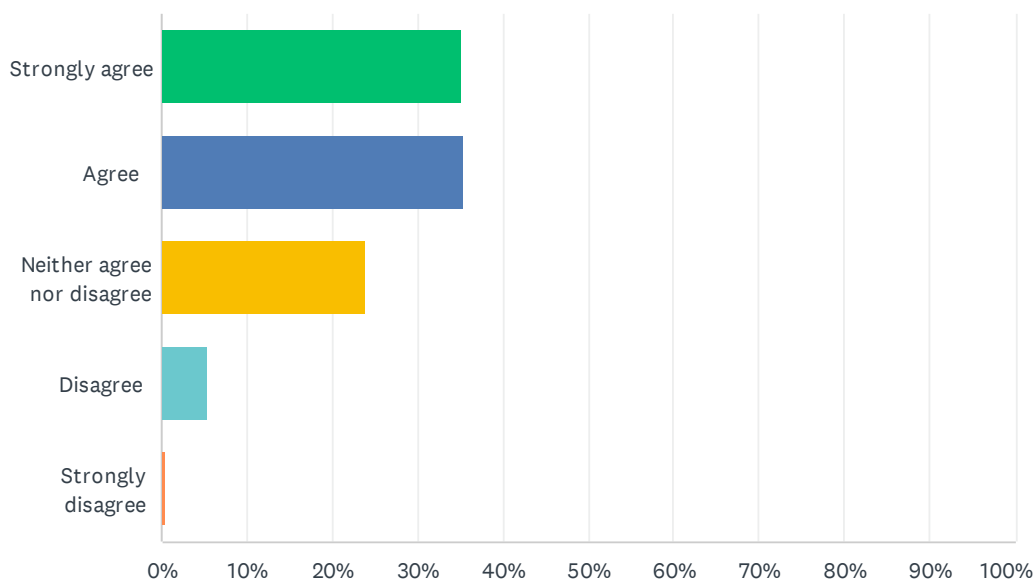
Answered: 248 Skipped: 0



ANSWER CHOICES	RESPONSES	
Strongly agree	18.15%	45
Agree	45.16%	112
Neither agree nor disagree	20.16%	50
Disagree	14.11%	35
Strongly disagree	2.42%	6
TOTAL		248

Q15 I feel that I belong here.

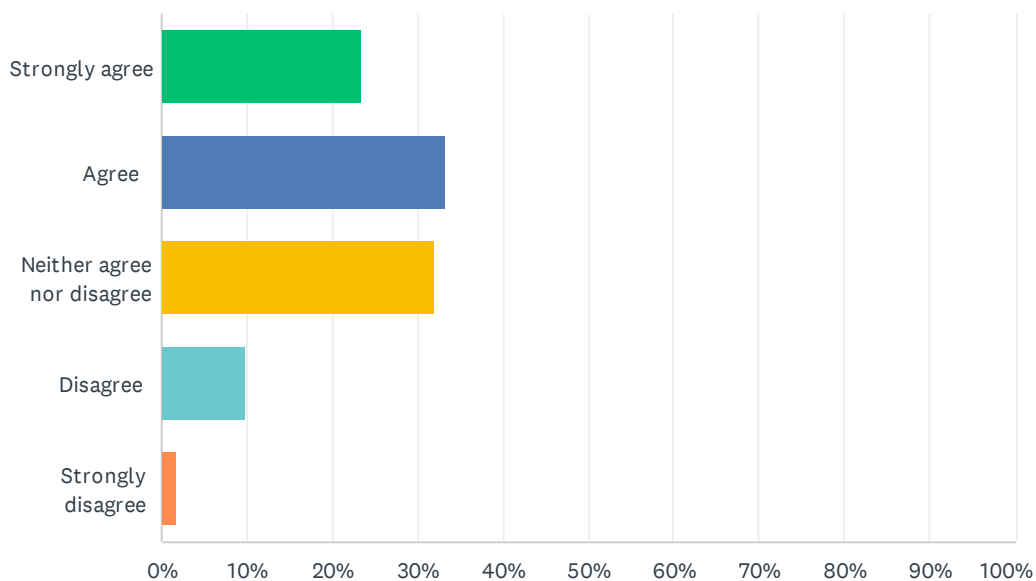
Answered: 248 Skipped: 0



ANSWER CHOICES	RESPONSES	
Strongly agree	35.08%	87
Agree	35.48%	88
Neither agree nor disagree	23.79%	59
Disagree	5.24%	13
Strongly disagree	0.40%	1
TOTAL		248

Q16 I feel that the community sees me as belonging here.

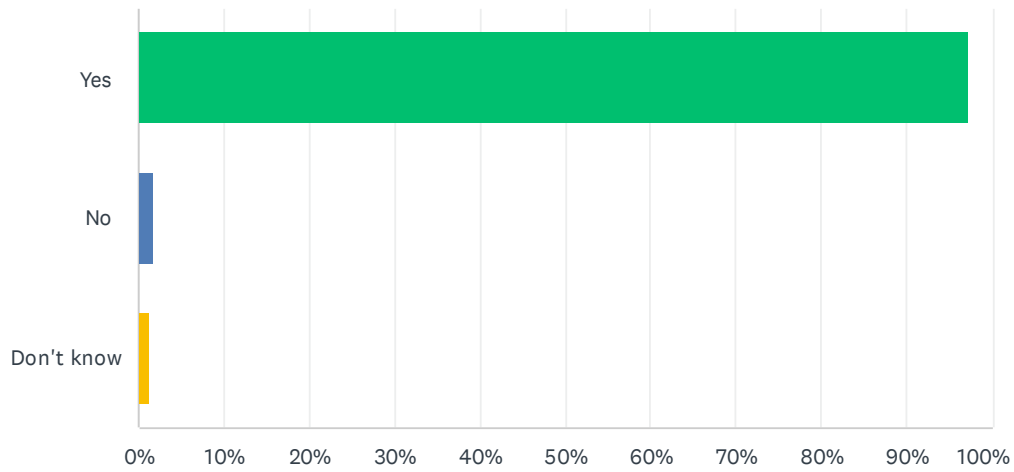
Answered: 247 Skipped: 1



ANSWER CHOICES	RESPONSES	
Strongly agree	23.48%	58
Agree	33.20%	82
Neither agree nor disagree	31.98%	79
Disagree	9.72%	24
Strongly disagree	1.62%	4
TOTAL		247

Q17 Do you feel safe here?

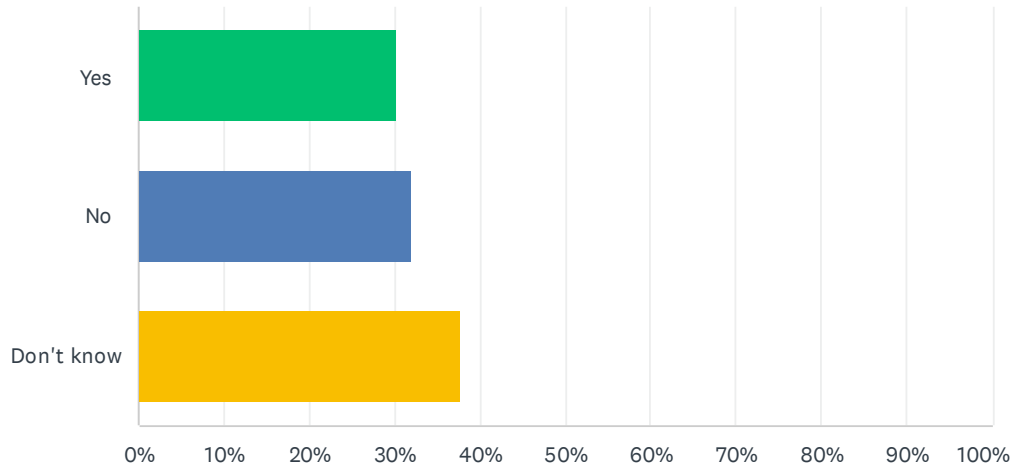
Answered: 247 Skipped: 1



ANSWER CHOICES	RESPONSES	
Yes	97.17%	240
No	1.62%	4
Don't know	1.21%	3
TOTAL		247

Q18 Do you think the community is responding appropriately to the impacts of climate change?

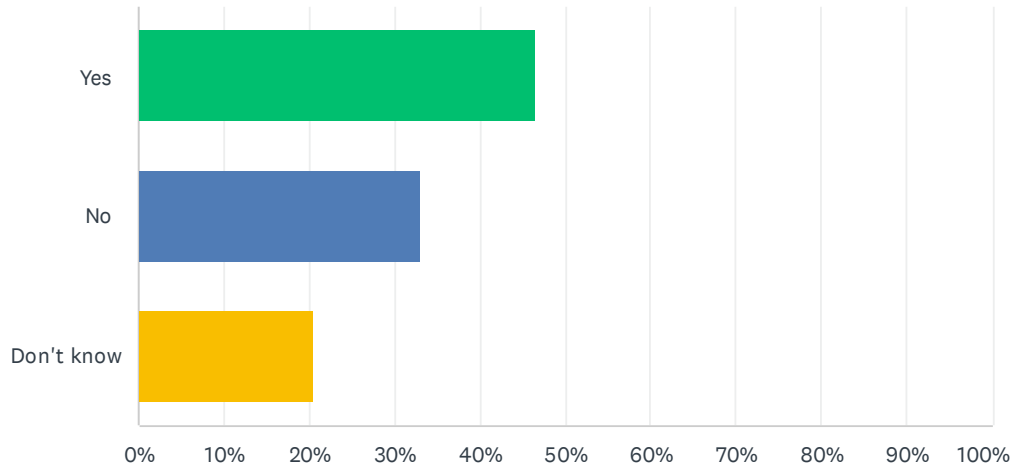
Answered: 244 Skipped: 4



ANSWER CHOICES	RESPONSES	
Yes	30.33%	74
No	31.97%	78
Don't know	37.70%	92
TOTAL		244

Q19 Do you feel able to participate in decision-making and help change things for the better?

Answered: 245 Skipped: 3



ANSWER CHOICES	RESPONSES	
Yes	46.53%	114
No	33.06%	81
Don't know	20.41%	50
TOTAL		245

Q20 What do you think are the main priorities for change on Tiree? (1 being the most important)

Answered: 248 Skipped: 0

ANSWER CHOICES	RESPONSES	
1.	100.00%	248
2.	93.55%	232
3.	82.66%	205

Q21 Why have you chosen these?

Answered: 222 Skipped: 26

Q22 What could the community do to address these priorities?

Answered: 199 Skipped: 49